

## Introduction

Effects of speech rate changes on kinematic movement characteristics and stability of speech movements were assessed in younger and older speakers using electromagnetic midsagittal articulatory (EMMA).

Several studies have indicated a general decrease in speed and accuracy of speech output in older compared to younger speakers [1-4]. In a previous study investigating reiterated productions of syllables /pa/, /sa/ and /ta/ at different speech rates, we found that older adults when slowing down, more prominently increased duration and decreased peak velocity in closing movements compared to younger adults [5-6]. As a possible explanation we proposed that older adults may evidence a mechanism that facilitates a closed loop control system to maintain movement stability, possibly due to a reduced quality of somatosensory input.

The aim of the present study is to investigate this phenomenon further using a reiterated speech task with target words /a:pi/ and /ipa:/, which regarding jaw and lips, involve three-step movement schemes consisting respectively of one closing and two opening movements and two closing and one opening movement (Tab. 1; Fig. 1).

## Method & materials

TABLE 1: Description of the different phases in movement cycles of bilabial opening/closure for the reiterated production of /a:pi/ and /ipa:/

/a:pi/	/ipa:/
1. full closure to full opening [a] to full bilabial closure [p] -	1. half closure to frontal opening [i] to full bilabial closure [p] -
2. half opening to frontal opening [i] -	2. full opening to full opening [a] -
3. half opening to full opening [a].	3. half closure to frontal opening [i].

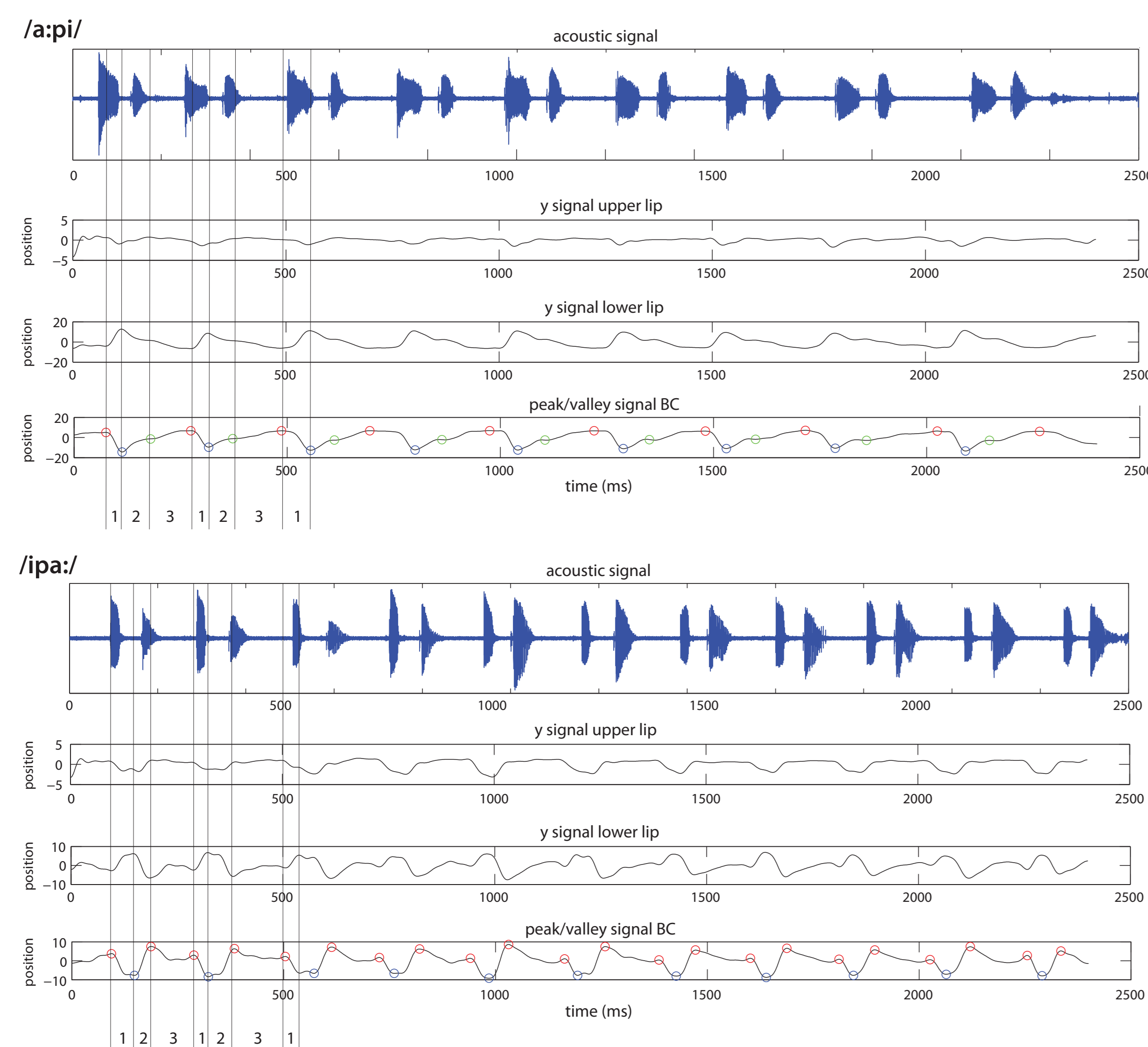


FIGURE 1: Example of the three different phases in the movement cycle for /a:pi/ (top) and /ipa:/ (bottom). The numbers refer to the phases described in Table 1. BC=bilabial opening/closure.

## Participants

- Sixteen healthy native speakers of Dutch: 8 young, 8 elderly.
  - Young adults: 2 male, 6 female. Age 21;4 - 27;2 y;m, mean 23;7, sd 2;3.
  - Elderly adults: 4 male, 4 female. Age 66;0 - 84;2 y;m, mean 74;7, sd 6;0.
- Task
- Repetition of /a:pi/ and /ipa:/.
  - Self paced slow, normal & fast rates.

## Data collection

- EMMA (Carstens AG100).

## Data analysis

- Movement cycle durations bilabial opening/closure (BC).
- cSTI [7-8] BC, tongue body (TB), lower lip & jaw.

## Statistics

- Linear Mixed Model analyses.

## Results

### Speech rate (Fig. 2)

- Both groups successfully changed speech tempo across rate conditions (Rate [F(2,64.859) = 75.038, p < .001]).
- Elderly adults were slower at normal and slow rates compared to young adults, but equally fast at the fast rate (Group [F(1,77.857) = 6.389, p < .05]; Group\*Rate [F(2,64.859) = 7.915, p < .001]).

### Variability (cSTI; Fig. 3)

- No effects of Rate, Group or Target.

### Movement cycle durations (Figs. 4 & 5)

- In the fast rate condition, no 3-step movement cycles were recognizable in the majority of utterances. Therefore, only the normal and slow conditions are analyzed.
- When slowing down speech rate, the elderly adults increased the duration of the full opening from [p] to [a] in /ipa:/ more compared to the young adults (Group [F(1,77.237) = 26.328, p < .001]; Group\*Rate [F(2,103.748) = 4.544, p < .05]; Group\*Movement cycle [F(10,54.125) = 8.750, p < .001]).

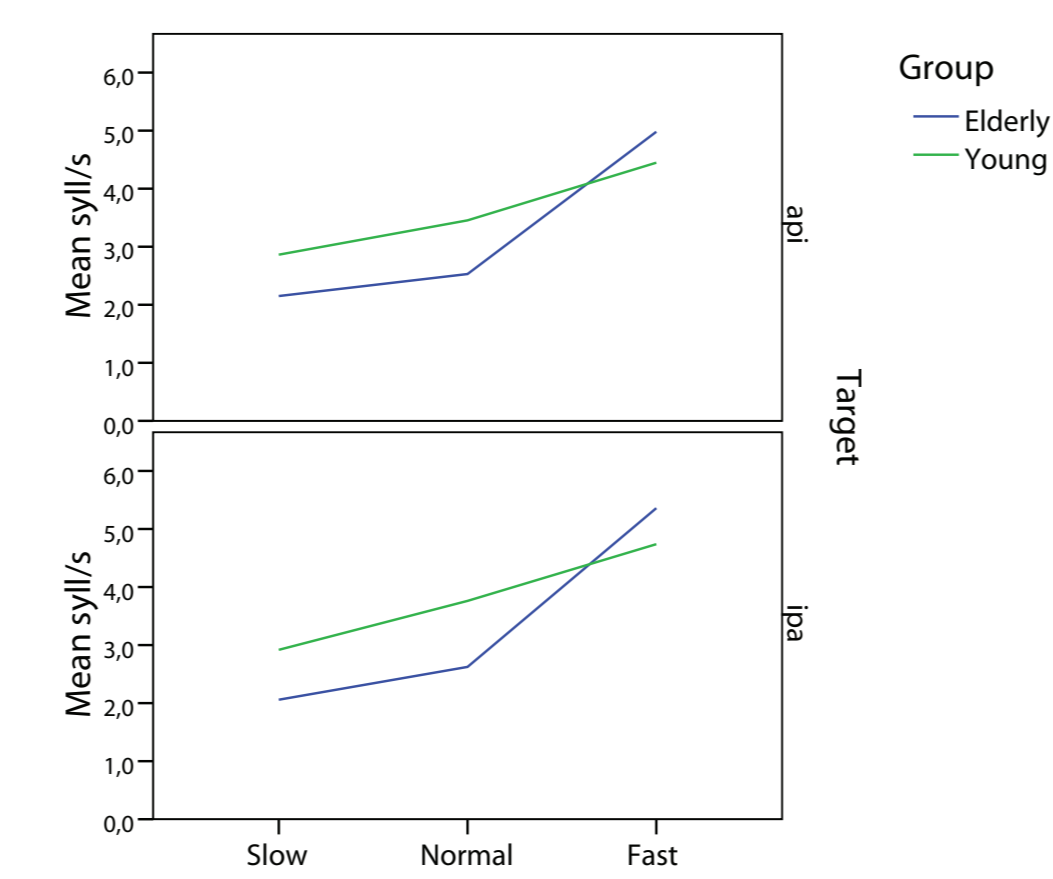


FIGURE 2: Realized speech rates in self paced slow, normal & fast rates.

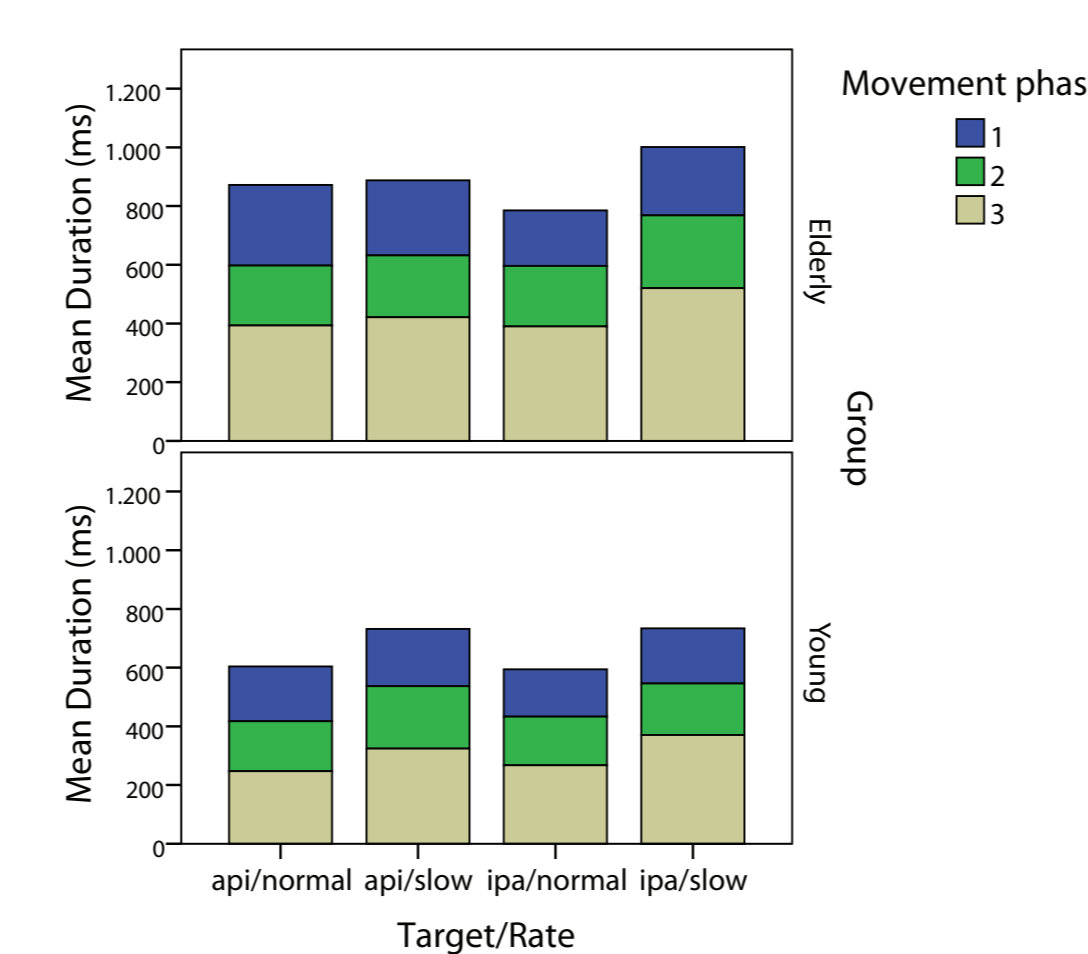


FIGURE 4: Durations of different phases in bilabial opening/closing movements.

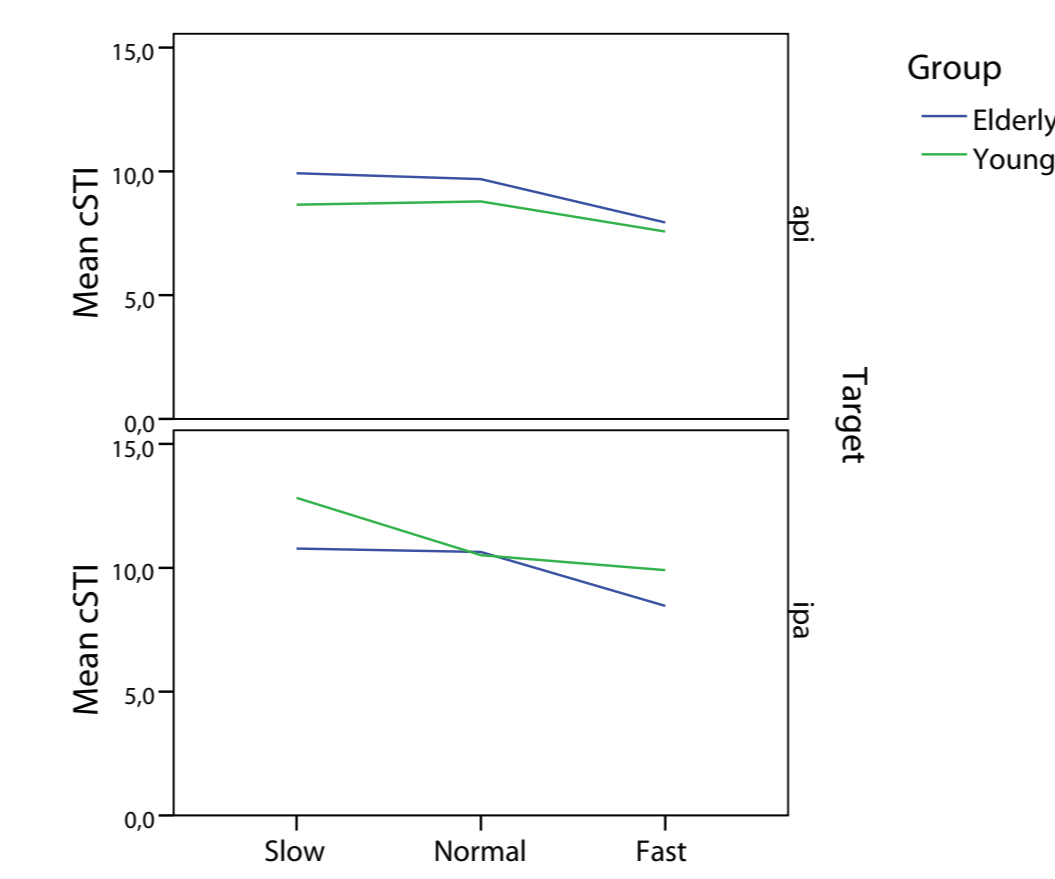


FIGURE 3: Variability (cSTI) of speech movement trajectories in self paced slow, normal & fast rates.

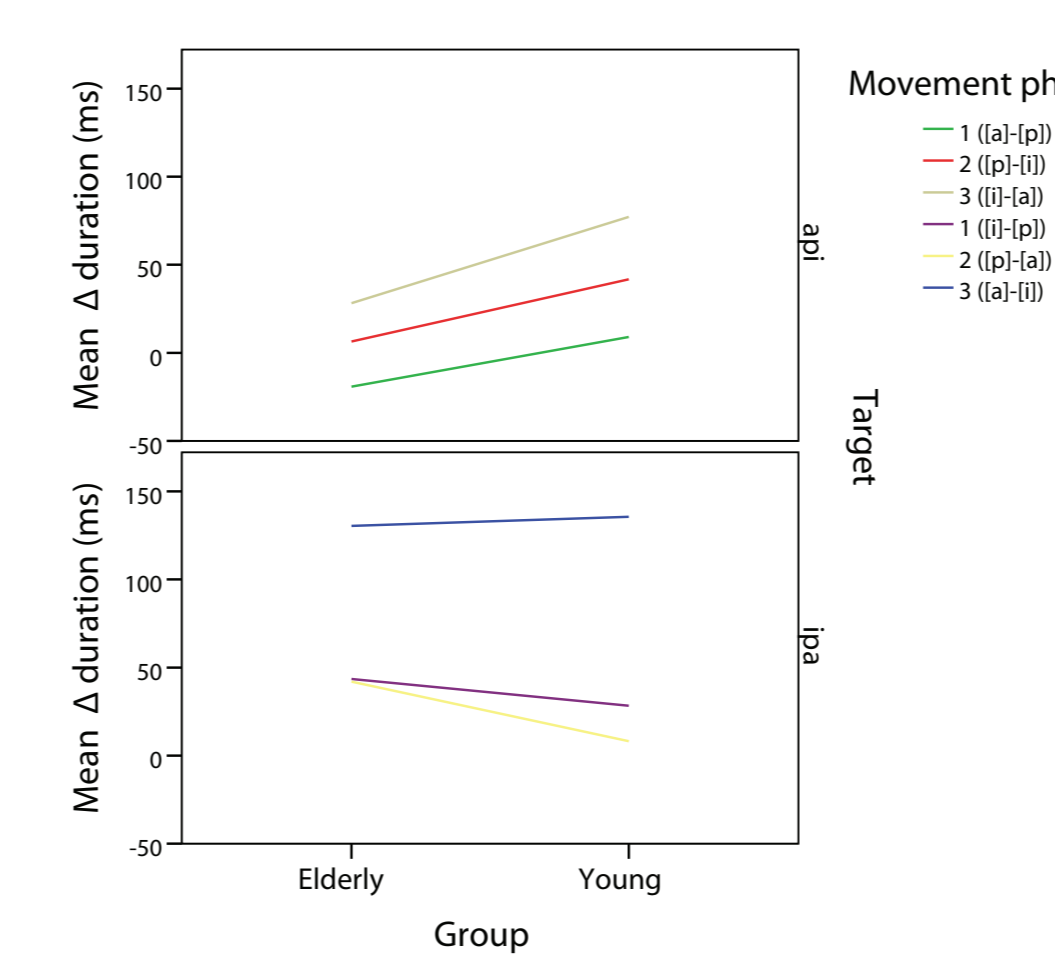


FIGURE 5: Differences in duration of bilabial opening/closing movements between the normal and slow rates.

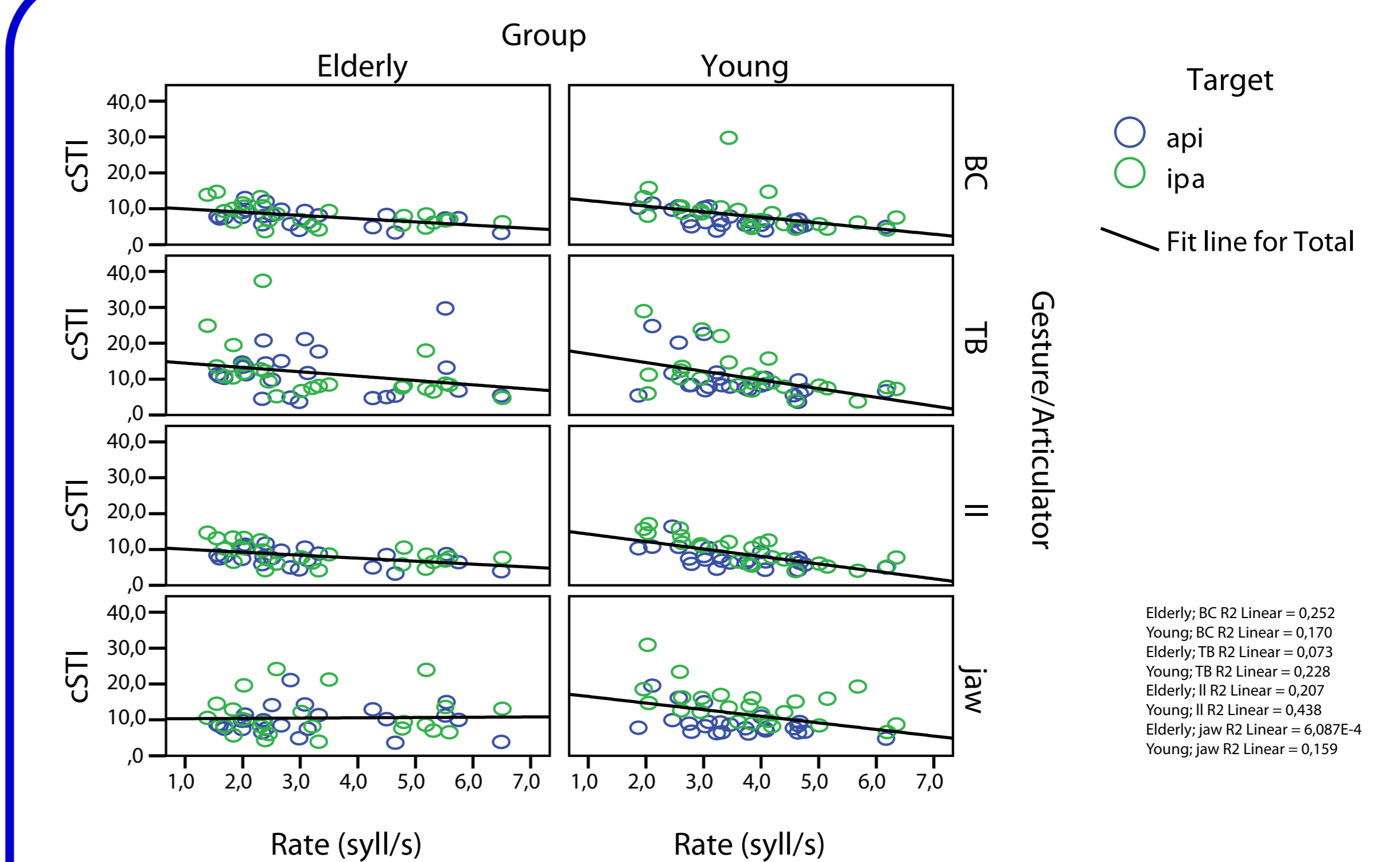


FIGURE 6: Variability (cSTI) vs. Rate in bilabial opening/closure (BC), tongue body (TB), lower lip (ll), and jaw movements.

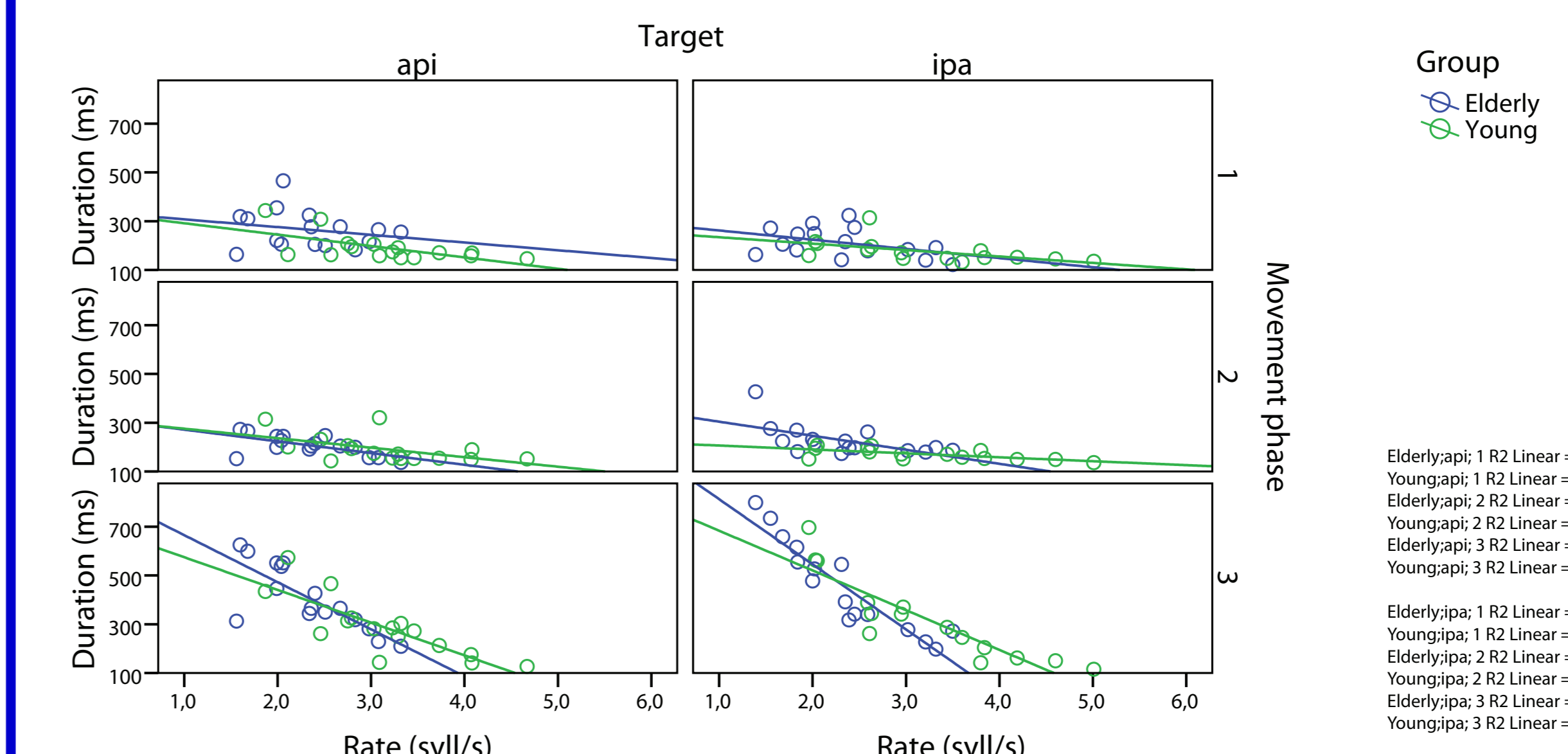


FIGURE 7: Duration vs. Rate in different phases in bilabial opening/closing movements.

## Discussion & Conclusions

- Elderly adult speakers appear to be capable of slower repetition rates while maintaining the same stability compared to young adults (Fig. 6).
- In contrast to our expectations, the results on 3-step movement cycles showed the most prominent increase for elderly adults compared to younger adults for the duration of the full opening from [p] to [a] in /ipa:/ (Fig. 7).
- However, for both /a:pi/ and /ipa:/, the results also indicate that elderly adults when slowing down, more prominently increased the duration of the vowel-to-vowel transitions compared to younger adults (Fig. 7).
- Together, these results can be interpreted as elderly speakers exploiting a strategy that favours closed loop control.

## References

1. S.W. Duchin and E.D. Mysak, Disfluency and rate characteristics of young adult, middle aged, and older males, J Comm Dis, 20:245-257, 1987.
2. L.A. Ramig, Effects of psychological aging on speaking and reading rates, J Comm Dis, 16:217-226, 1983.
3. E.M. Shuey, Intelligibility of older versus younger adults' CVC productions, J Comm Dis, 22:437-44, 1989.
4. B.L. Smith, et al., Temporal Characteristics of the Speech of Normal Elderly Adults, J Speech Hear Res, 30:522-529, 1987.
5. F. van Brenk, et al., Metronome guided speech rate changes and kinematics in younger and older adults, Clin Ling Phon, in rev.
6. F. van Brenk, et al., An analysis of speech rate strategies in aging, Interspeech 2009:792-795, 2009.
7. P. van Lieshout, et al., The Dynamics of Interlip Coupling in Speakers With a Repaired Unilateral Cleft-Lip History, J Speech Lang Hear Res, 45(1):5-19, 2002.
8. P. van Lieshout, et al., Speech motor control in fluent and dysfluent speech production of an individual with apraxia of speech and Broca's aphasia, Clin Ling Phon, 21(3):159-188, 2007.